



Silicon Planar Zener Diodes: BZX584C Series

Rev.1.5

FEATURE

- ✧ Total power dissipation: max 200mW.
- ✧ Small plastic package suitable for surface mounted design.
- ✧ Voltage range includes breakdown voltages from 2.4V to 75V
- ✧ Zener and surge current specification.
- ✧ High temperature soldering: 260°C/10s at terminals.



SOD-523



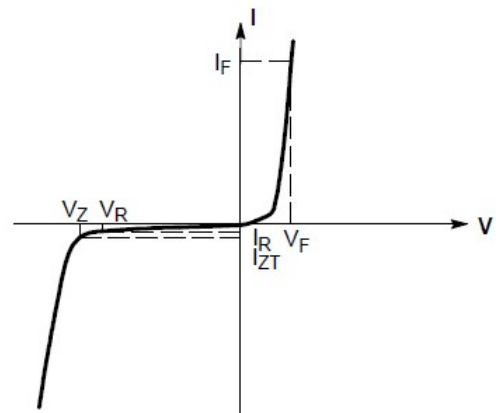
Symbol

ABSOLUTE MAXIMUM RATINGS AND THERMAL CHARACTERISTICS

Parameter	Symbol	Max Value	Unit
Total power dissipation @ $T_A=25^\circ\text{C}$	P_D	200	mW
Thermal resistance junction to ambient	$R_{\theta JA}$	625	$^\circ\text{C/W}$
Junction temperature range	T_j	-55 to+150	$^\circ\text{C}$
Storage temperature range	T_s	-55 to+150	$^\circ\text{C}$

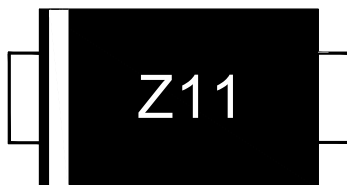
ELECTRICAL CHARACTERISTICS ($T_A=25^\circ\text{C}$)

Symbol	Parameter
V_Z	Reverse zener voltage at I_{ZT}
I_{ZT}	Reverse current
Z_{ZT}	Maximum zener impedance at I_{ZT}
I_R	Reverse leakage current at V_R
V_R	Reverse voltage
I_F	Forward current
V_F	Forward voltage at I_F



Zener voltage regulator

MARKING



Z11: Device Marking Code

ELECTRICAL CHARACTERISTICS ($T_A=25^{\circ}\text{C}$ unless otherwise noted)

 Maximum $V_F=0.9\text{V}$ at $I_F=10\text{mA}$

Type number	Zener voltage range at $I_{ZT}^{1)}$				Maximum zener impedance			Maximum reverse leakage current		Marking
	Nom (Volts)	Min (Volts)	Max (Volts)	I_{ZT} (mA)	Z_{ZT} (Ω)	Z_{ZK} (Ω)	I_{ZK} (mA)	I_R (μA)	V_R (Volts)	
BZX584C2V4	2.4	2.2	2.6	5.0	100	600	1.0	50	1.0	Z11
BZX584C2V7	2.7	2.5	2.9	5.0	100	600	1.0	20	1.0	Z12
BZX584C3V0	3.0	2.8	3.2	5.0	95	600	1.0	10	1.0	Z13
BZX584C3V3	3.3	3.1	3.5	5.0	95	600	1.0	5	1.0	Z14
BZX584C3V6	3.6	3.4	3.8	5.0	90	600	1.0	5	1.0	Z15
BZX584C3V9	3.9	3.7	4.1	5.0	90	600	1.0	3	1.0	Z16
BZX584C4V3	4.3	4.0	4.6	5.0	90	600	1.0	3	1.0	Z17
BZX584C4V7	4.7	4.4	5.0	5.0	80	500	1.0	3	2.0	Z1
BZX584C5V1	5.1	4.8	5.4	5.0	60	480	1.0	2	2.0	Z2
BZX584C5V6	5.6	5.2	6.0	5.0	40	400	1.0	1	2.0	Z3
BZX584C6V2	6.2	5.8	6.6	5.0	10	150	1.0	3	4.0	Z4
BZX584C6V8	6.8	6.4	7.2	5.0	15	80	1.0	2	4.0	Z5
BZX584C7V5	7.5	7.0	7.9	5.0	15	80	1.0	1	5.0	Z6
BZX584C8V2	8.2	7.7	8.7	5.0	15	80	1.0	0.7	5.0	Z7
BZX584C9V1	9.1	8.5	9.6	5.0	15	100	1.0	0.5	6.0	Z8
BZX584C10	10	9.4	10.6	5.0	20	150	1.0	0.2	7.0	Z9
BZX584C11	11	10.4	11.6	5.0	20	150	1.0	0.1	8.0	Y1
BZX584C12	12	11.4	12.7	5.0	25	150	1.0	0.1	8.0	Y2
BZX584C13	13	12.4	14.1	5.0	30	170	1.0	0.1	8.0	Y3
BZX584C15	15	13.8	15.6	5.0	30	200	1.0	0.1	10.5	Y4
BZX584C16	16	15.3	17.1	5.0	40	200	1.0	0.1	11.2	Y5
BZX584C18	18	16.8	19.1	5.0	45	225	1.0	0.1	12.6	Y6
BZX584C20	20	18.8	21.2	5.0	55	225	1.0	0.1	14.0	Y7
BZX584C22	22	20.8	23.3	5.0	55	250	1.0	0.1	15.4	Y8
BZX584C24	24	22.8	25.6	5.0	70	250	1.0	0.1	16.8	Y9
BZX584C27	27	25.1	28.9	2.0	80	300	0.5	0.1	18.9	Y10
BZX584C30	30	28.0	32.0	2.0	80	300	0.5	0.1	21.0	Y11
BZX584C33	33	31.0	35.0	2.0	80	325	0.5	0.1	23.1	Y12
BZX584C36	36	34.0	38.0	2.0	90	350	0.5	0.1	25.2	Y13
BZX584C39	39	37.0	41.0	2.0	130	350	0.5	0.1	27.3	Y14
BZX584C43	43	40.0	46.0	2.0	100	700	1.0	0.1	32	Y15
BZX584C47	47	44.65	49.35	2.0	170	1000	0.25	0.1	36	Y16
BZX584C51	51	48.45	53.55	2.0	180	1300	0.25	0.1	39	Y17

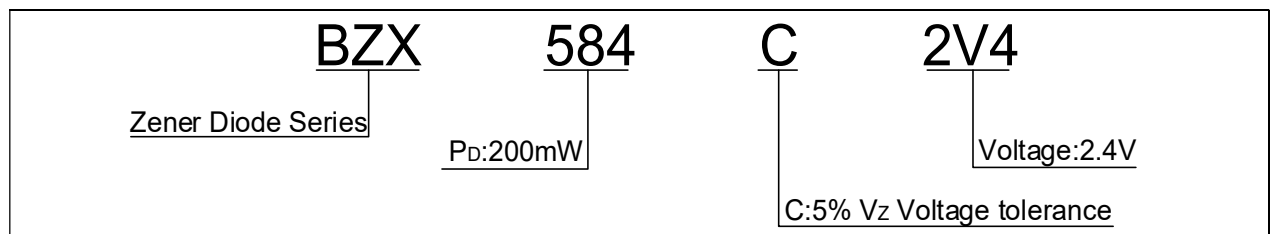
ELECTRICAL CHARACTERISTICS ($T_A=25^{\circ}\text{C}$ unless otherwise noted, continued)

Maximum $V_F=0.9\text{V}$ at $I_F=10\text{mA}$

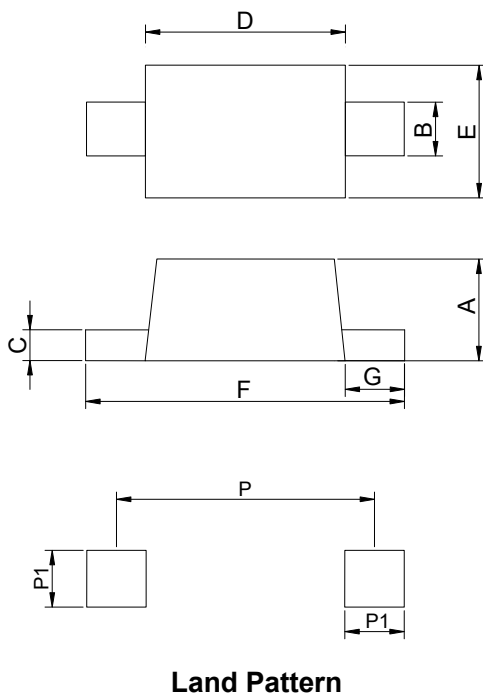
Type number	Zener voltage range at $I_{ZT}^{1)}$				Maximum zener impedance			Maximum reverse leakage current		Marking
	Nom (Volts)	Min (Volts)	Max (Volts)	I_{ZT} (mA)	Z_{ZT} (Ω)	Z_{ZK} (Ω)	I_{ZK} (mA)	I_R (μA)	V_R (Volts)	
BZX584C62	62	58.9	65.1	2.0	225	1400	0.25	0.1	47	V4
BZX584C68	68	64.6	71.4	2.0	240	1600	0.25	0.1	52	V5
BZX584C75	75	71.25	78.75	2.0	265	1700	0.25	0.1	56	V6

1) V_Z is tested with pulses(10ms)

ORDERING INFORMATION

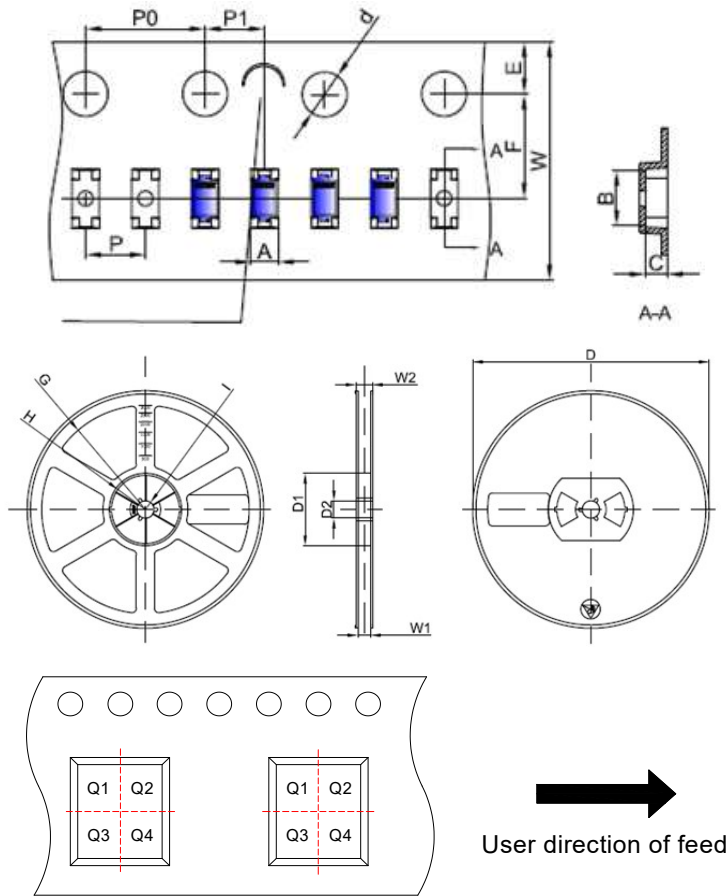


PACKAGE MECHANICAL DATA



Symbol	Millimeters			Inches		
	Min	Typ	Max	Min	Typ	Max
A	0.50	0.61	0.77	0.020	0.024	0.030
B	0.25	0.30	0.40	0.010	0.012	0.016
C	0.07	0.13	0.20	0.003	0.005	0.008
D	1.10	1.20	1.30	0.043	0.047	0.051
E	0.70	0.80	0.90	0.028	0.031	0.035
F	1.50	1.60	1.70	0.059	0.063	0.067
G	0.15	0.20	0.25	0.006	0.008	0.010
P1	0.60			0.024		
P	1.42			0.056		

TAPE AND REEL SPECIFICATION-SOD-523



Pin 1 quadrant:Q1&Q2

Packaging Description:

SOD-523 parts are shipped in tape. The carrier tape is made from a dissipative(carbon filled) polycarbonate resin. The cover tape is a multilayer film(heat activated adhesive in nature)primarily composed of polyester film, adhesive layer, sealant, and anti-static sprayed agent. These reeled parts in standard option are shipped with 5,000 units per 7" or 17.8cm diameter reel. The reels are clear in color and made of polystyrene plastic(anti-static coated).

Symbol	Millimeters	Inches
	Typ.	Typ.
A	0.95	0.037
B	1.92	0.076
C	0.73	0.029
d	Φ1.50	Φ0.059
E	1.75	0.069
F	3.50	0.138
P0	4.00	0.157
P	2.00	0.079
P1	2.00	0.079
W	8.00	0.315
D	Φ178	Φ7.008
D1	54.40	2.142
D2	13.00	0.512
G	R78.00	R3.071
H	R25.60	R1.008
I	R6.50	R0.256
W1	9.50	0.374
W2	12.30	0.484

ORDERING INFORMATION

PART No.	PACKAGE TYPE	QUANTITY(PCS) REEL	DESCRIPTION
BZX584C Series	SOD-523	5,000	7 inch reel pack

RATINGS AND CHARACTERISTICS CURVES (T_A=25°C, unless otherwise noted)

Fig.1 Power dissipation vs ambient temperature

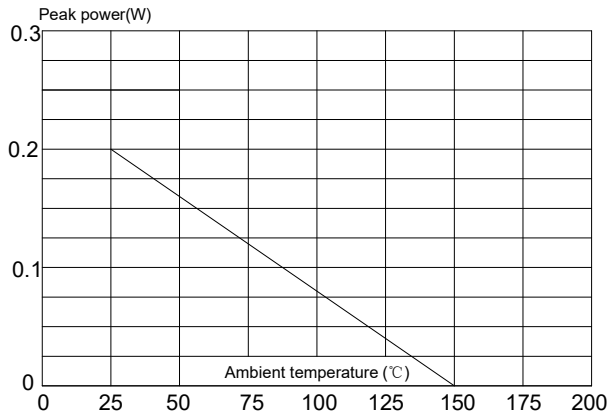


Fig.2 Zener breakdown characteristics

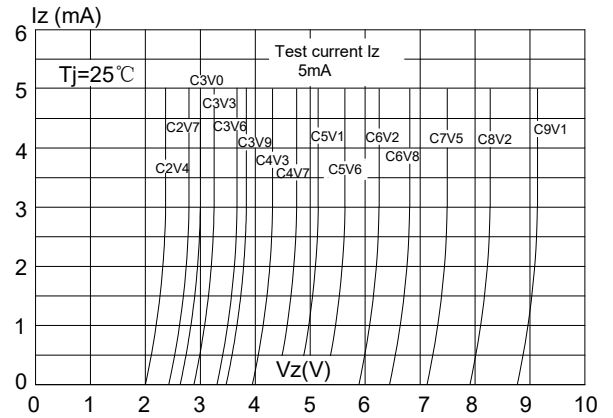


Fig.3 Zener breakdown characteristics

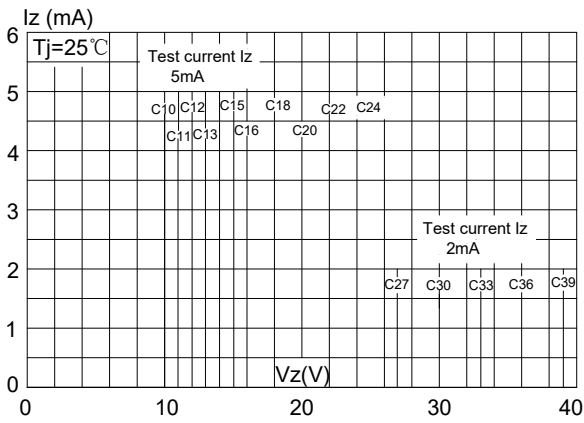
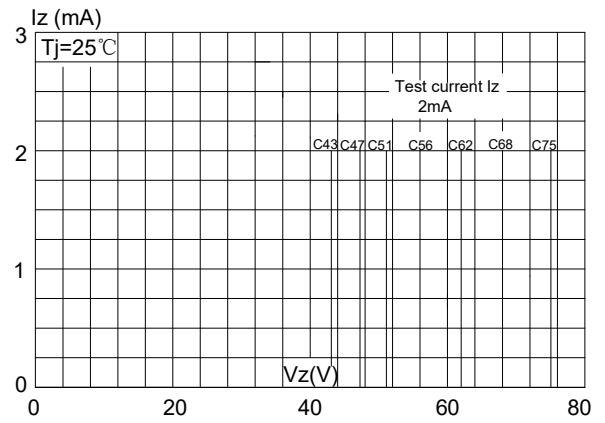


Fig.4 Zener breakdown characteristics




JieJie products are not designed for, and shall not be used for, any purpose (including, without limitation, automotive, military, aerospace, medical, life-saving, life-sustaining or nuclear facility applications, devices intended for surgical implant into the body, or any other application in which the failure or lack of desired operation of the product may result in personal injury, death, or property damage) other than those expressly set forth in applicable JieJie product documentation. Warranties granted by JieJie shall be deemed void for products used for any purpose not expressly set forth in applicable JieJie documentation. JieJie shall not be liable for any claims or damages arising out of products used in applications not expressly intended by JieJie as set forth in applicable JieJie documentation. The sale and use of JieJie products is subject to JieJie terms and conditions of sale, unless otherwise agreed by JieJie.

Information furnished in this document is believed to be accurate and reliable. However, Jiangsu JieJie Microelectronics Co., Ltd. assumes no responsibility for the consequences of use without consideration for such information nor use beyond it.

Information mentioned in this document is subject to change without notice, apart from that when an agreement is signed, Jiangsu JieJie complies with the agreement.

Products and information provided in this document have no infringement of patents. Jiangsu JieJie assumes no responsibility for any infringement of other rights of third parties which may result from the use of such products and information.

This document is the 1.5th version which is made in 1-Sept.-2022. This document supersedes and replaces all information previously supplied.

 is a registered trademark of Jiangsu JieJie Microelectronics Co., Ltd.

Copyright ©2022 Jiangsu JieJie Microelectronics Co., Ltd. Printed All rights reserved.