

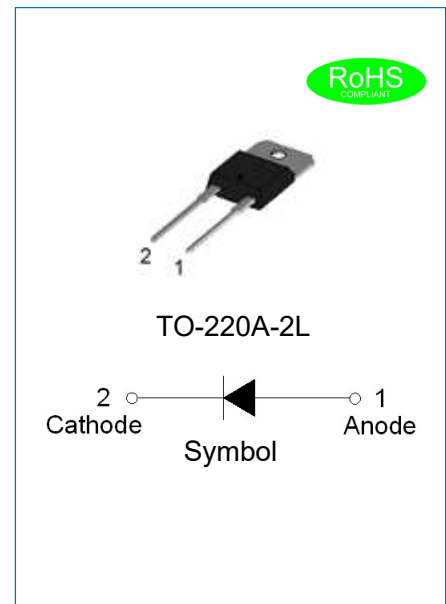


## JECR3006AL EPI HYPERFAST SOFT RECOVERY RECTIFIER

Rev.1.3

### DESCRIPTION

- ✧ Plastic package has underwriters laboratory flammability classification 94V-0
- ✧ Lead free in comply with EU RoHS 2011/65/EU directives
- ✧ Low reverse leakage current
- ✧ Hyperfast recovery time and soft recovery characteristics
- ✧ Low recovery loss
- ✧ Applications for discontinuous current mode (DCM) power factor correction (PFC), active PFC in air conditioner, high frequency switched-mode power supplies
- ✧ Insulation (2500V<sub>RMS</sub>) allows placement on same heatsink as mosfet and flexible heatsinking on common or separate heatsink



### MECHANICAL DATA

- ✧ Case: TO-220A-2L molded plastic over passivated junction
- ✧ Terminals: Solder plated, solderable per J-STD-002
- ✧ Internally constructed isolated package is offered for ease of heat sinking with highest isolation voltage
- ✧ Weight:2.1 gram

### ABSOLUTE MAXIMUM RATING (Rating at 25°C ambient temperature unless otherwise specified.)

Parameter	Symbol	JECR3006AL	Unit
Maximum repetitive peak reverse voltage	$V_{RRM}$	600	V
Maximum RMS voltage	$V_{RMS}$	420	V
Maximum DC blocking voltage	$V_{DC}$	600	V
Average forward current at $T_{mb} \leq 90^\circ C$	$I_{F(AV)}$	30	A
Peak forward surge current: 8.3ms single half sine-wave superimposed on rated load	$I_{FSM}$	220	A
Peak forward surge current: 10ms single half sine-wave superimposed on rated load		200	
Operating junction and storage temperature range	$T_J, T_{STG}$	-55 to +150	°C

**ISOLATION CHARACTERISTICS**

Symbol	Parameter	Conditions	Min.	Typ.	Max.	Unit
$V_{isol(RMS)}$	RMS isolation voltage	50Hz≤f≤60Hz, RH≤65%, from all pins to external heatsink, sinusoidal waveform, clean and dust free	-	-	2500	V
$C_{isol}$	Isolation capacitance	from cathode to external heatsink	-	10	-	pF

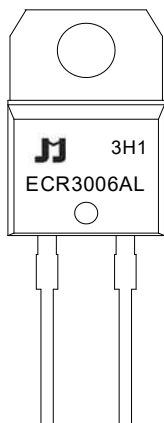
**ELECTRICAL CHARACTERISTICS**(Rating at 25°C ambient temperature unless otherwise specified.)

Parameter		Symbol	Min.	Typ.	Max.	Unit
Forward voltage @ $I_F=30A$	$T_j=25^\circ C$	$V_F$	-	2	2.75	V
	$T_j=150^\circ C$		-	1.38	1.8	
DC reverse current at rated DC blocking voltage	$T_j=25^\circ C$	$I_R$	-	-	5	$\mu A$
	$T_j=150^\circ C$		-	-	400	
Reverse recovery time	$I_F=1A, V_R=30V, di/dt=50A/\mu s, T_j=25^\circ C$	$t_{rr}$	-	-	35	ns
	$I_F=30A, V_R=200V, di/dt=200A/\mu s, T_j=25^\circ C$		-	35	-	
	$I_F=30A, V_R=200V, di/dt=200A/\mu s, T_j=125^\circ C$		-	70	-	
Peak reverse recovery current	$I_F=30A, V_R=200V, di/dt=200A/\mu s, T_j=25^\circ C$	$I_{RM}$	-	3.5	-	A
	$I_F=30A, V_R=200V, di/dt=200A/\mu s, T_j=125^\circ C$		-	7.6	-	
Recovered charge	$I_F=30A, V_R=200V, di/dt=200A/\mu s, T_j=25^\circ C$	$Q_r$	-	50	-	nC
	$I_F=30A, V_R=200V, di/dt=200A/\mu s, T_j=125^\circ C$		-	280	-	

**THERMAL RESISTANCES**

Symbol	Parameter	Min.	Typ.	Max.	Unit
$R_{th(j-mb)}$	Thermal resistance from junction to mounting base	-	-	2.1	$^\circ C/W$
$R_{th(j-a)}$	Thermal resistance from junction to ambient	-	60	-	$^\circ C/W$

MARKING



ECR	EPI Hyperfast Recovery Rectifier
30	$I_{F(AV)}=30A$
06	$V_{RRM}:600V$
AL	Package: TO-220A-2L

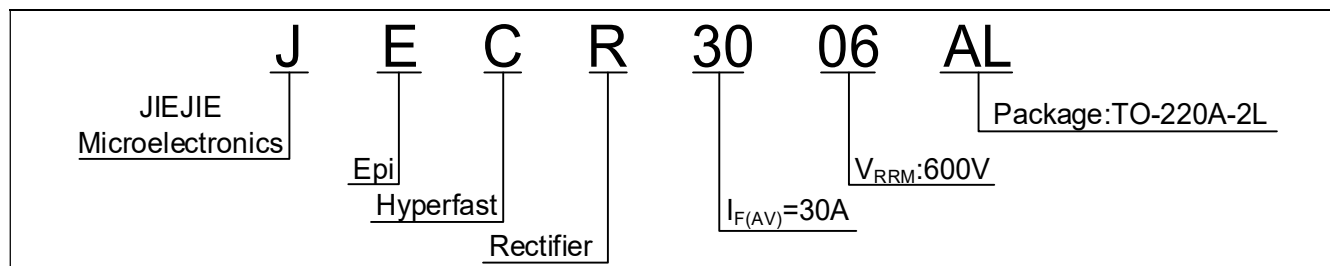
xH1: Month, 1/2/3~9/A/B/C

3x1:

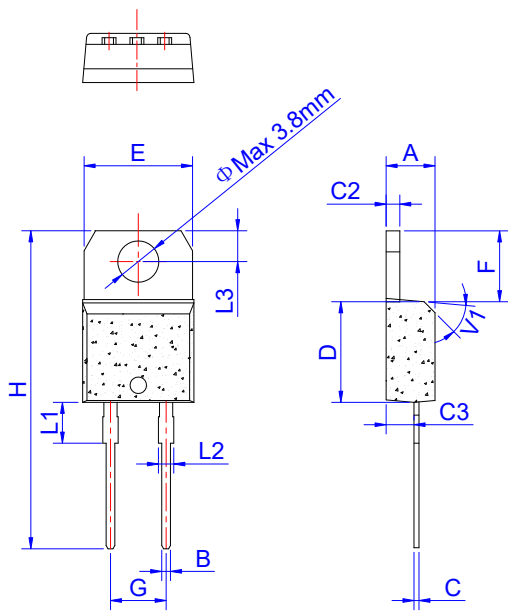
2018	2019	2020	2021	2022	2023	2024
H	I	J	K	L	M	N
2025	2026	2027	2028	2029	2030	...
O	P	Q	R	S	T	...

3Hx: Batch number

ORDERING INFORMATION



PACKAGE MECHANICAL DATA



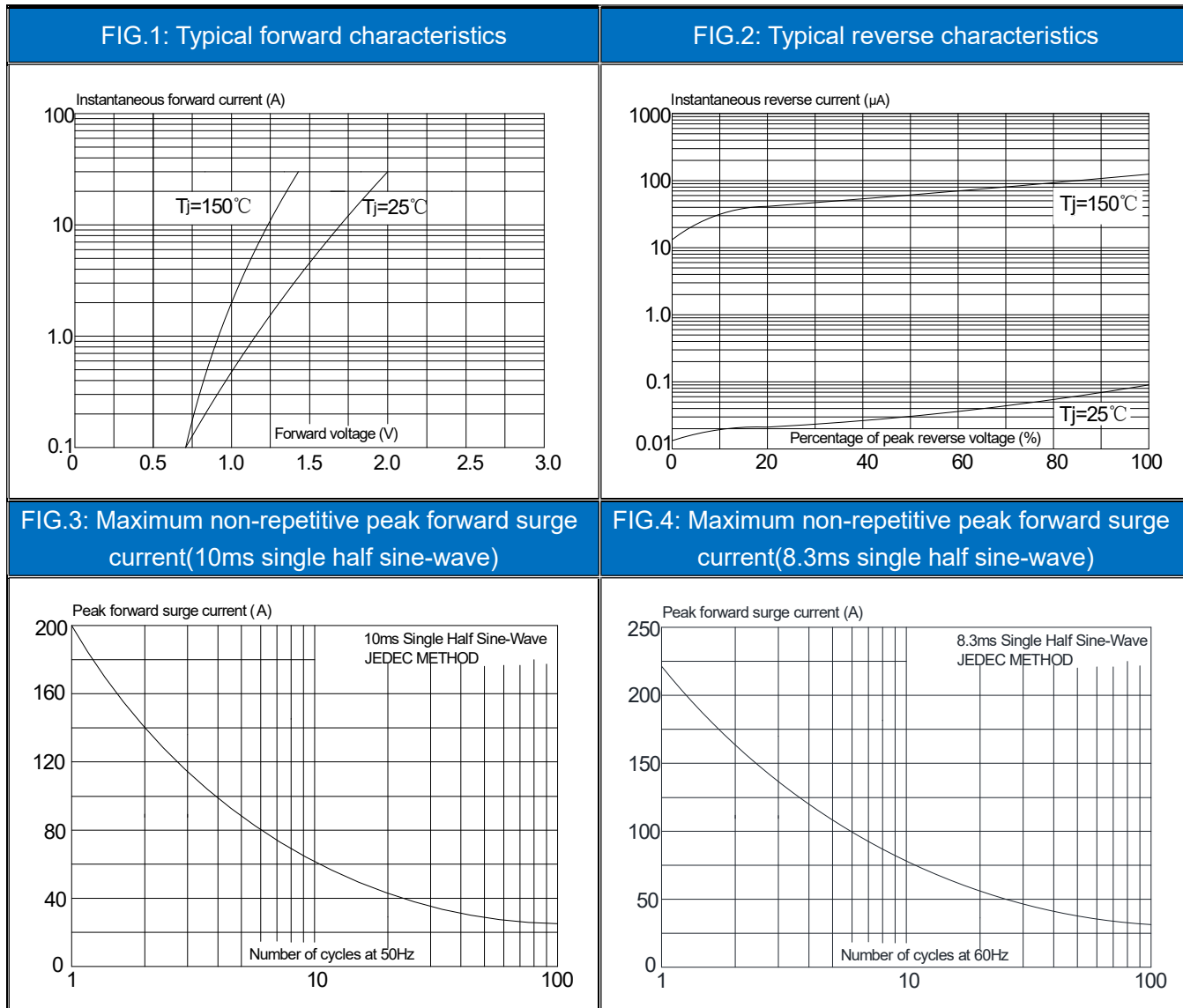
TO-220A-2L Ins

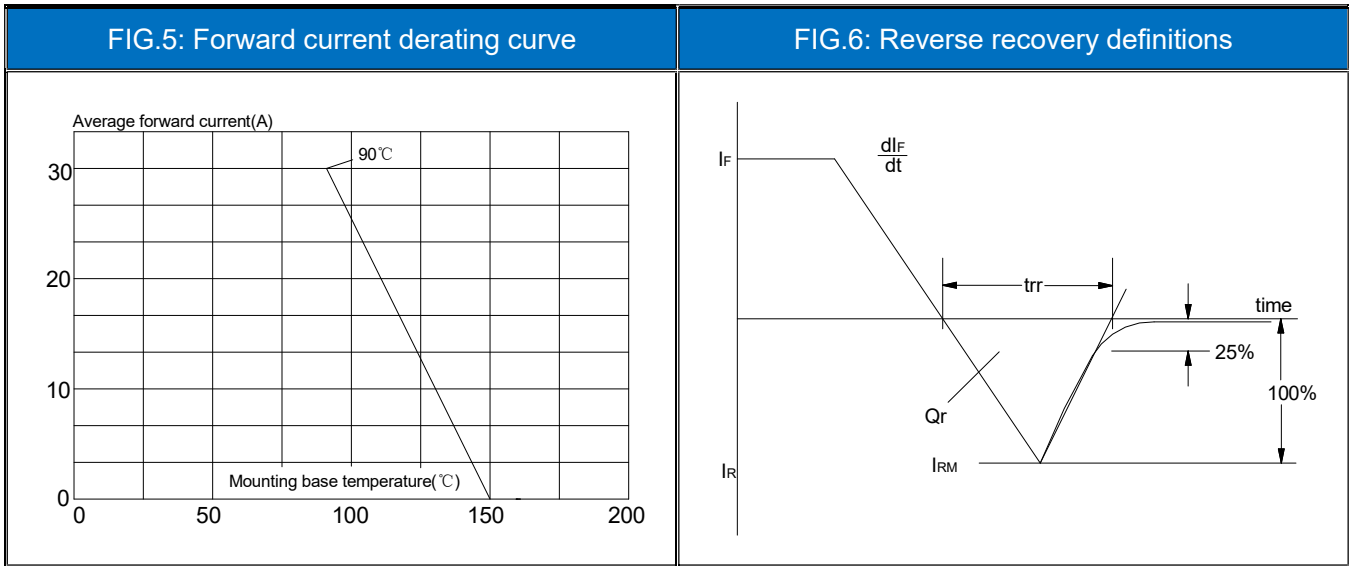
Ref.	Dimensions					
	Millimeters			Inches		
	Min.	Typ.	Max.	Min.	Typ.	Max.
A	4.40		4.60	0.173		0.181
B	0.61		0.88	0.024		0.035
C	0.46		0.70	0.018		0.028
C2	1.21		1.32	0.048		0.052
C3	2.40		2.72	0.094		0.107
D	8.60		9.70	0.339		0.382
E	9.80		10.4	0.386		0.409
F	6.55		6.95	0.258		0.274
G		5.08			0.1	
H	28.0		29.8	1.102		1.173
L1		3.75			0.148	
L2	1.14		1.70	0.045		0.067
L3	2.65		2.95	0.104		0.116
V1		45°			45°	

PACKAGE INFORMATION- TO-220A-2L

OUTLINE	UNIT WEIGHT (g/PCS) TYP	TUBE (PCS)	PER CARTON (PCS)
TUBE	2.1	50	5,000

CHARACTERISTICS CURVE






JieJie products are not designed for, and shall not be used for, any purpose (including, without limitation, automotive, military, aerospace, medical, life-saving, life-sustaining or nuclear facility applications, devices intended for surgical implant into the body, or any other application in which the failure or lack of desired operation of the product may result in personal injury, death, or property damage) other than those expressly set forth in applicable JieJie product documentation. Warranties granted by JieJie shall be deemed void for products used for any purpose not expressly set forth in applicable JieJie documentation. JieJie shall not be liable for any claims or damages arising out of products used in applications not expressly intended by JieJie as set forth in applicable JieJie documentation. The sale and use of JieJie products is subject to JieJie terms and conditions of sale, unless otherwise agreed by JieJie.

Information furnished in this document is believed to be accurate and reliable. However, Jiangsu JieJie Microelectronics Co., Ltd. assumes no responsibility for the consequences of use without consideration for such information nor use beyond it.

Information mentioned in this document is subject to change without notice, apart from that when an agreement is signed, Jiangsu JieJie complies with the agreement.

Products and information provided in this document have no infringement of patents. Jiangsu JieJie assumes no responsibility for any infringement of other rights of third parties which may result from the use of such products and information.

This document is the 1.3rd version which is made in 7-Jan.-2023. This document supersedes and replaces all information previously supplied.

 is a registered trademark of Jiangsu JieJie Microelectronics Co., Ltd.

Copyright ©2023 Jiangsu JieJie Microelectronics Co., Ltd. Printed All rights reserved.