



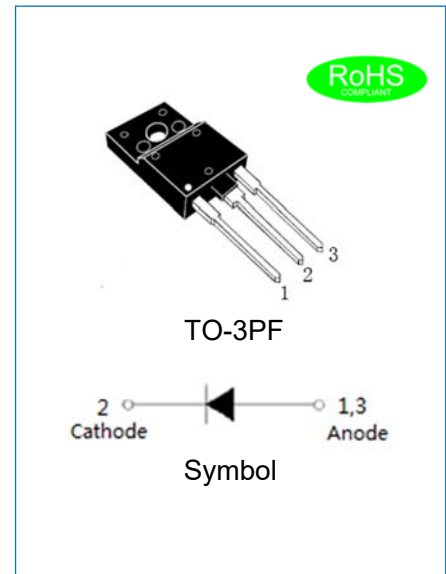
JPUR3006YW

EPI PLANAR ULTRAFAST SOFT RECOVERY RECTIFIER

Rev.1.1

DESCRIPTION

- ✧ Plastic package has underwriters laboratory flammability classification 94V-0
- ✧ Lead free in comply with EU RoHS 2011/65/EU directives
- ✧ Low reverse leakage current
- ✧ Ultrafast recovery time
- ✧ Epitaxial planar technology
- ✧ 5th Generation soft fast recovery characteristics
- ✧ Low recovery loss



MECHANICAL DATA

- ✧ Case: TO-3PF molded plastic over passivated junction
- ✧ Terminals: Solder plated, solderable per J-STD-002

ABSOLUTE MAXIMUM RATING (Rating at 25°C ambient temperature unless otherwise specified.)

Parameter	Symbol	JPUR3006YW	Unit
Maximum repetitive peak reverse voltage	V_{RRM}	600	V
Maximum RMS voltage	V_{RMS}	420	V
Maximum DC blocking voltage	V_{DC}	600	V
Average forward current at $T_C=60^\circ\text{C}$	$I_{F(AV)}$	30	A
Peak forward surge current: 10ms single half sine-wave superimposed on rated load	I_{FSM}	150	A
Junction temperature and storage temperature range	T_j, T_{stg}	-55 to +175	°C

ISOLATION CHARACTERISTICS

Symbol	Parameter	Conditions	Min.	Typ.	Max.	Unit
$V_{isol(RMS)}$	RMS isolation voltage	50Hz \leq f \leq 60Hz, RH \leq 65%, from all pins to external heatsink, sinusoidal waveform, clean and dust free	-	-	2500	V
C_{isol}	Isolation capacitance	from cathode to external heatsink	-	10	-	pF


ELECTRICAL CHARACTERISTICS(Rating at 25°C ambient temperature unless otherwise specified.)

Parameter		Symbol	Min.	Typ.	Max.	Unit
Forward voltage	$I_F=30A, T_j=25^\circ C$	V_F	-	1.5	2	V
	$I_F=30A, T_j=150^\circ C$		-	1.35	1.75	V
Reverse current	$V_R=600V, T_j=25^\circ C$	I_R	-	-	5	μA
	$V_R=600V, T_j=150^\circ C$		-	20	200	
Reverse recovery time	$I_F=1A, V_R=30V,$ $di_F/dt=200A/\mu s, T_j=25^\circ C$	t_{rr}	-	28	45	ns
	$I_F=30A, V_R=200V,$ $di_F/dt=200A/\mu s, T_j=25^\circ C$		-	100	-	
	$I_F=30A, V_R=200V,$ $di_F/dt=200A/\mu s, T_j=125^\circ C$		-	170	-	
Reverse recovery current	$I_F=30A, V_R=200V,$ $di_F/dt=200A/\mu s, T_j=25^\circ C$	I_{RM}	-	7	-	A
	$I_F=30A, V_R=200V,$ $di_F/dt=200A/\mu s, T_j=125^\circ C$		-	14	-	
Reverse charge	$I_F=30A, V_R=200V,$ $di_F/dt=200A/\mu s, T_j=25^\circ C$	Q_r	-	400	-	nC
	$I_F=30A, V_R=200V,$ $di_F/dt=200A/\mu s, T_j=125^\circ C$		-	1400	-	

THERMAL RESISTANCES

Symbol	Parameter	Min.	Typ.	Max.	Unit
$R_{th(j-c)}$	Thermal resistance from junction to case	-	-	2.5	$^\circ C/W$

MARKING



PUR	Planar Ultrafast Recovery Rectifier
30	$I_{F(AV)}=30A$
06	$V_{RRM}:600V$
YW	Package: TO-3PF

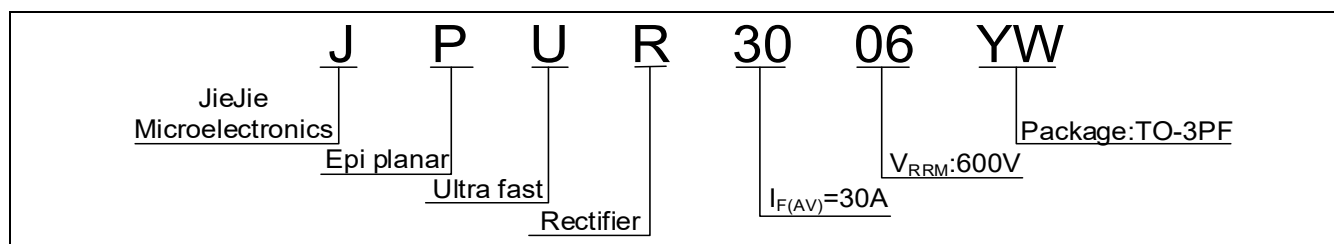
$xH1$: Month, 1/2/3~9/A/B/C

$3x1$:

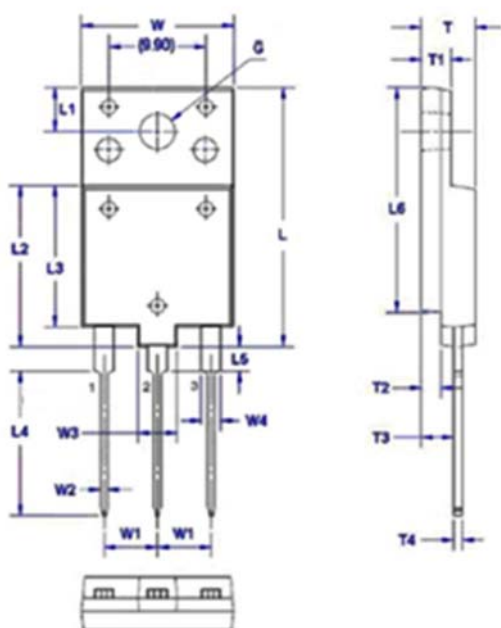
2018	2019	2020	2021	2022	2023	2024
H	I	J	K	L	M	N
2025	2026	2027	2028	2029	2030	...
O	P	Q	R	S	T	...

$3Hx$: Batch number

ORDERING INFORMATION



PACKAGE MECHANICAL DATA

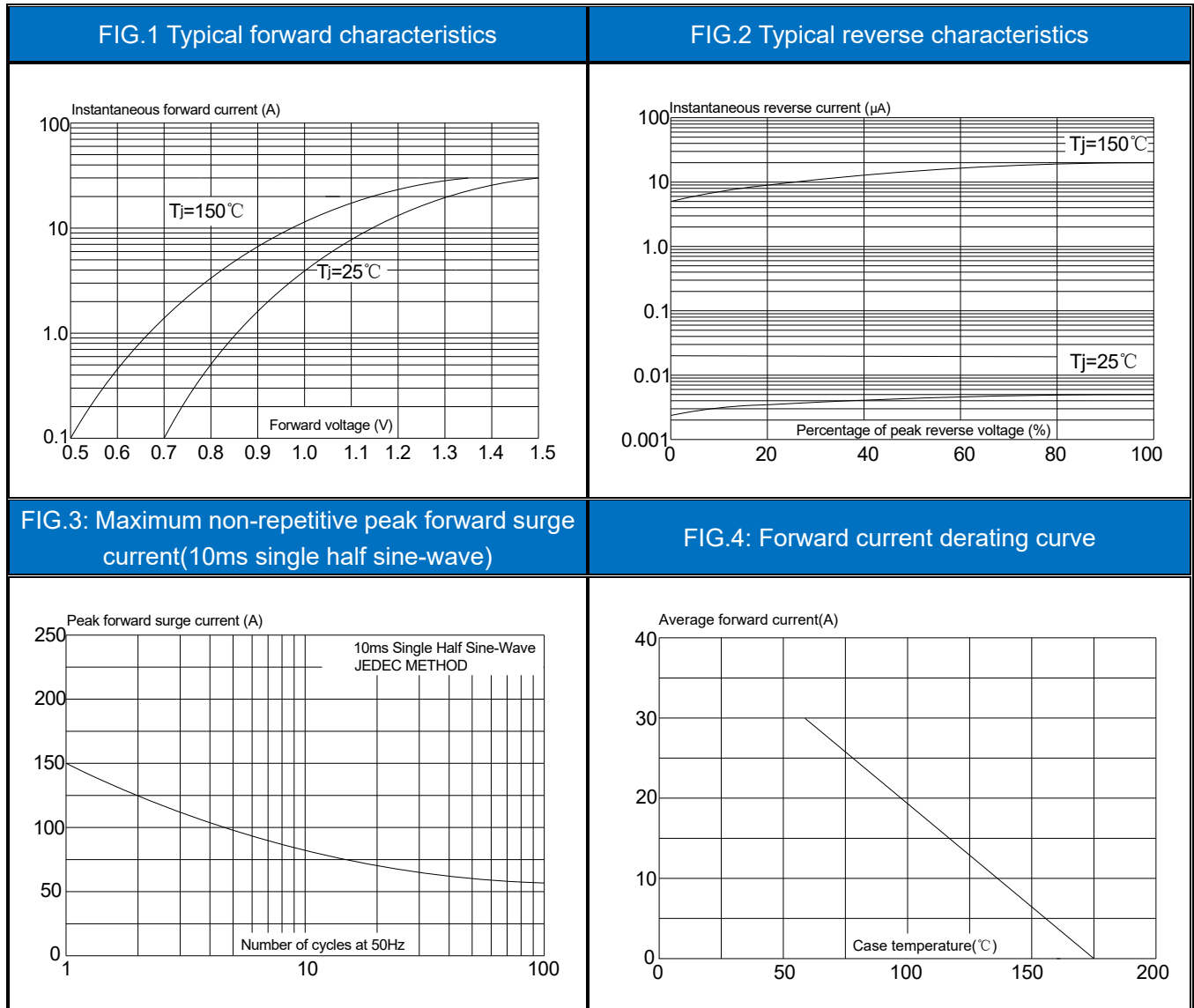


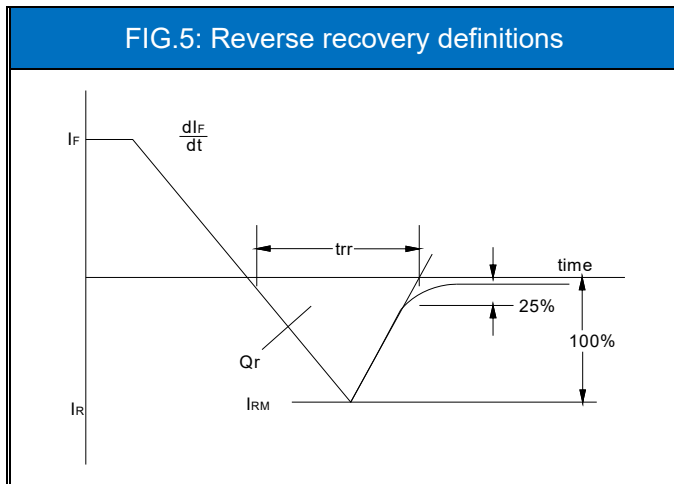
Ref.	Dimensions			
	Millimeters		Inches	
	Min.	Max.	Min.	Max.
W	15.25	15.7	0.600	0.618
W1	5.15	5.75	0.203	0.226
W2	0.65	0.95	0.026	0.037
W3	3.80	4.20	0.150	0.165
W4	1.70	2.30	0.067	0.091
L	26.3	26.7	1.035	1.051
L1	4.4	4.6	0.173	0.181
L2	16.3	16.7	0.642	0.657
L3	14.1	14.9	0.555	0.587
L4	14.15	15.0	0.557	0.591
L5	2.3	2.7	0.091	0.106
L6	21.5	24.5	0.846	0.965
T	5.3	5.7	0.209	0.224
T1	2.8	3.2	0.110	0.126
T2	1.8	2.2	0.071	0.087
T3	3.1	3.5	0.122	0.138
T4	0.8	1.1	0.031	0.043
ϕG	3.3	3.9	0.130	0.154

PACKAGE INFORMATION-TO-3PF

OUTLINE	TUBE (PCS)	PER CARTON (PCS)
TUBE	30	2,400

CHARACTERISTICS CURVE





JieJie products are not designed for, and shall not be used for, any purpose (including, without limitation, automotive, military, aerospace, medical, life-saving, life-sustaining or nuclear facility applications, devices intended for surgical implant into the body, or any other application in which the failure or lack of desired operation of the product may result in personal injury, death, or property damage) other than those expressly set forth in applicable JieJie product documentation. Warranties granted by JieJie shall be deemed void for products used for any purpose not expressly set forth in applicable JieJie documentation. JieJie shall not be liable for any claims or damages arising out of products used in applications not expressly intended by JieJie as set forth in applicable JieJie documentation. The sale and use of JieJie products is subject to JieJie terms and conditions of sale, unless otherwise agreed by JieJie.

Information furnished in this document is believed to be accurate and reliable. However, Jiangsu JieJie Microelectronics Co., Ltd. assumes no responsibility for the consequences of use without consideration for such information nor use beyond it.

Information mentioned in this document is subject to change without notice, apart from that when an agreement is signed, Jiangsu JieJie complies with the agreement.

Products and information provided in this document have no infringement of patents. Jiangsu JieJie assumes no responsibility for any infringement of other rights of third parties which may result from the use of such products and information.

This document is the 1.1st version which is made in 11-June-2024. This document supersedes and replaces all information previously supplied.



is a registered trademark of Jiangsu JieJie Microelectronics Co., Ltd.

Copyright ©2024 Jiangsu JieJie Microelectronics Co., Ltd. Printed All rights reserved.